





































Abril 2022

FIXED INCOME & CONVERTIBLES							
Fund Manager	Fund Name	CURR <sup>1</sup>	MTD % <sup>2</sup>	YTD % <sup>2</sup>	Liq. <sup>3</sup>	Reg. <sup>4</sup>	Description
 RUBRICS	<a href="#">Rubrics Global Fixed Income Fund<sup>T</sup></a>	USD	-1,34%	-3,64%	D	UCITS	Credit, Rates & EM Debt
 RUBRICS	<a href="#">Rubrics Global Credit Fund<sup>T</sup></a>	USD	-1,67%	-5,90%	D	UCITS	Global Investment Grade Credit
 BrightGateCapital	<a href="#">BrightGate Global Income Fund<sup>T</sup></a>	EUR	0,00%	-1,73%	D	UCITS	Global Credit under three year average duration
 SKY HARBOR GLOBAL FUNDS	<a href="#">Global Sustainable High Yield Fund<sup>T</sup></a>	USD	-3,43%	-7,50%	D	UCITS	Global High Yield, ESG 
 SKY HARBOR GLOBAL FUNDS	<a href="#">Global Short Maturity Sustainable High Yield Fund</a>	USD	-2,42%	-4,57%	D	UCITS	Global Short Duration High Yield, ESG 
 SKY HARBOR GLOBAL FUNDS	<a href="#">US Short Duration Sustainable High Yield Fund<sup>T</sup></a>	USD	-2,65%	-5,03%	D	UCITS	US Short Duration High Yield, ESG 
 BRAMSHILL FUNDS	<a href="#">Bramshill Income Performance Fund<sup>T</sup></a>	USD	-1,62%	-6,54%	D	UCITS	Flexible US Fixed Income w. Avge IG Rating
 FISCH Asset Management	<a href="#">FISCH Convertible Global Defensive Fund<sup>T</sup></a>	USD	-1,75%	-6,96%	D	UCITS	Convex Convertible Bonds with focus on IG
 FISCH Asset Management	<a href="#">FISCH Convertible Global Opportunistic Fund<sup>T</sup></a>	USD	-4,27%	-9,87%	D	UCITS	Convex Convertible Bonds
 FISCH Asset Management	<a href="#">FISCH Convertible Global Sustainable Fund<sup>T</sup></a>	USD	-4,03%	-11,06%	D	UCITS	Convex Convertible Bonds with sustainable rating ESG 
 FISCH Asset Management	<a href="#">FISCH Bond Global Corporates Fund<sup>T</sup></a>	USD	-4,40%	-10,73%	D	UCITS	Global Corporate Bonds with active DM/EM and IG/HY Allocation
 FISCH Asset Management	<a href="#">FISCH Bond Global High Yield Fund<sup>T</sup></a>	USD	-3,31%	-7,58%	D	UCITS	Global Corporate Bonds HighYield, Hard Curr
 FISCH Asset Management	<a href="#">FISCH Bond EM Corporates Defensive Fund<sup>T</sup></a>	USD	-2,95%	-10,63%	D	UCITS	EM Corporates & Quasi-Sovereigns, 100% hard curr, 100% IG
 FISCH Asset Management	<a href="#">FISCH Bond EM Corporates Opportunistic Fund</a>	USD	-2,82%	-10,27%	D	UCITS	EM Corporates & Quasi-Sovereigns, 100% hard curr, IG & HY
 eastspring investments	<a href="#">Global Emerging Markets Bond Fund</a>	USD	-4,39%	-13,44%	D	UCITS	Global EM USD Bond (sov/quasi-sov), with HY bias ESG 
 eastspring investments	<a href="#">Asian Bond Fund<sup>T</sup></a>	USD	-2,23%	-10,72%	D	UCITS	USD-denominated bonds issued by Asian corporates ESG 
 eastspring investments	<a href="#">Asian Local Bond Fund</a>	USD	-4,10%	-8,94%	D	UCITS	Local curr bonds issued by Asian sovereign ESG 
 eastspring investments	<a href="#">Asian High Yield Bond Fund<sup>T</sup></a>	USD	-0,66%	-13,71%	D	UCITS	USD-denominated Asian HY corporates ESG 
 eastspring investments	<a href="#">Asia Sustainable Bond Fund</a>	USD	-0,98%	-4,73%	D	UCITS	USD-denominated Asian coprs, Article 9 ESG 
 eastspring investments	<a href="#">China Bond Fund</a>	USD	-3,55%	-3,27%	D	UCITS	Onshore corps & CNY govt bonds ESG 
 eastspring investments	<a href="#">US Corporate Bond Fund<sup>T</sup></a>	USD	-4,82%	-11,93%	D	UCITS	USD-denominated IG FI and debt issued in the US market ESG 
 MONEDA ASSET MANAGEMENT	<a href="#">Latin America Corporate Credit I Fund</a>	USD	-3,34%	-8,99%	D	UCITS	LatAm IG Corporate Credit
 MONEDA ASSET MANAGEMENT	<a href="#">Latin America Corporate Credit II Fund</a>	USD	-2,08%	-5,28%	D	UCITS	LatAm IG & HY Corporate Credit

EQUITY & LIQUID ALTERNATIVE							
Fund Manager	Fund Name	CURR <sup>1</sup>	MTD % <sup>2</sup>	YTD % <sup>2</sup>	Liq. <sup>3</sup>	Reg. <sup>4</sup>	Description
 BrightGate Capital	<a href="#">BrightGate Focus Fund<sup>T</sup></a>	EUR	0,44%	-8,77%	D	UCITS	Concentrated and Opportunistic Global FI and Equity
 BrightGate Capital	<a href="#">BrightGate Iapetus Equity FI<sup>7</sup></a>	EUR	-2,67%	-7,89%	D	UCITS	Risk-Optimized Global Unconstrained (≈ 70% equity)
 Alpha Japan	<a href="#">Nomura Alpha Japan Long Short<sup>T</sup></a>	USD	0,06%	-3,78%	W	UCITS	Active long-short positions in Japan Equities
 Alpha Japan	<a href="#">PriviEdge Alpha Japan Long Only<sup>T</sup></a>	USD	-2,27%	-5,08%	D	UCITS	Concentrated & Opportunistic long-only Japan Equities
 WHITE OAK	<a href="#">Ashoka India Opportunities Fund<sup>T</sup></a>	USD	-4,24%	-12,10%	D	UCITS	Concentrated long-only India Equity Portfolio
 WHITE OAK	<a href="#">Ashoka India ESG Fund</a>	USD	-3,35%	-11,69%	D	UCITS	Concentrated long-only India Eq. Portfolio, <b>ESG</b> 
 eastspring investments	<a href="#">Asian Equity Income Fund<sup>T</sup></a>	USD	-4,29%	-10,23%	D	UCITS	Aims to max. income by investing in Asia Pacific ex-Japan <b>ESG</b> 
 eastspring investments	<a href="#">Japan Dynamic Fund<sup>T</sup></a>	USD	-6,58%	-5,00%	D	UCITS	LT capital growth via a concentrated portfolio of Japan Eq <b>ESG</b> 
 eastspring investments	<a href="#">China A Shares Growth Fund</a>	USD	-11,36%	-29,58%	D	UCITS	Long-Term Total Return by investing in China-A Equity <b>ESG</b> 
 MONEDA ASSET MANAGEMENT	<a href="#">Latin American Equities Fund</a>	USD	-12,73%	9,82%	D	UCITS	Latam Equity Blend
 MONEDA ASSET MANAGEMENT	<a href="#">Latin America Small Cap Fund</a>	USD	-10,87%	11,68%	D	UCITS	Latam Equity Small Cap Blend
 Stewart Asset Management	<a href="#">Stewart US Concentrated Equity Growth</a>	USD	-12,05%	-23,55%	D	UCITS	US Concentrated Equity Growth ~20 positions, <b>ESG</b> 
 FORT INVESTMENT MANAGEMENT	<a href="#">FORT Global Diversified</a>	USD	-5,32%	-17,59%	D	UCITS	Systematic multi-strategy trading program
 FORT INVESTMENT MANAGEMENT	<a href="#">FORT Global Contrarian<sup>T</sup></a>	USD	-5,90%	-23,38%	D	UCITS	Systematic, Trend-Anticipating Trading Program
 Alpine Associates	<a href="#">Alpine Merger Arbitrage Fund<sup>T</sup></a>	USD	-0,39%	1,01%	D	UCITS	Low. Vol Merger Arbitrage on Announced Deals
<b>AURUM</b>	<a href="#">AURUM Alpha Fund<sup>T 6</sup></a>	USD	1,30%	4,50%	M	AIFMD	Fund of Hedge Funds Multi-Strategy
<b>bakersteel</b>	<a href="#">Baker Steel Electrum Fund<sup>T</sup></a>	USD	-9,86%	3,78%	D	UCITS	Listed Mining Equities, Speciality and Precious Metals, <b>ESG</b> 
<b>bakersteel</b>	<a href="#">Baker Steel Precious Metals Fund<sup>T</sup></a>	USD	-8,56%	4,78%	D	UCITS	Listed Gold and Precious Metals Equities, <b>ESG</b> 
ILLIQUID ALTERNATIVE <sup>5</sup>							
Fund Manager	Fund Name				Reg. <sup>4</sup>	Description	
 EnTrust Global	EnTrust Special Opportunities IV	Contact us for additional information			ICAV	Selected co-investment opportunities in credit and equity	
 EnTrust Global	EnTrust Blue Ocean Fund	Contact us for additional information			ICAV	Specialised private credit strategy for the global shipping sector	
<b>SAVANNA</b>	Savanna Fund	Contact us for additional information			DEL Blocker	Direct Real Estate investment in NY in a PE format	
 TIMBERLAND INVESTMENT RESOURCES	Timberland Europe Forestry Fund	Contact us for additional information			Lux RAIF	Investment in a diversified portfolio of timberland properties in the US	

1 Base Currency // 2 Institutional Share Class, Net of Fees // 3 Liquidity: D=Daily; W=Weekly; M=Monthly // 4 Regulatory Framework // 5 Producto no registrado en CNMV. No se realiza comercialización ni publicidad sobre dichos productos - Brightgate Capital, SGIC presta exclusivamente apoyo institucional  
6 Rentabilidades con datos estimados a cierre de Abril 2022 // <sup>T</sup> Fondo Traspasable 7 Fecha constitución 28/Ene/2022